



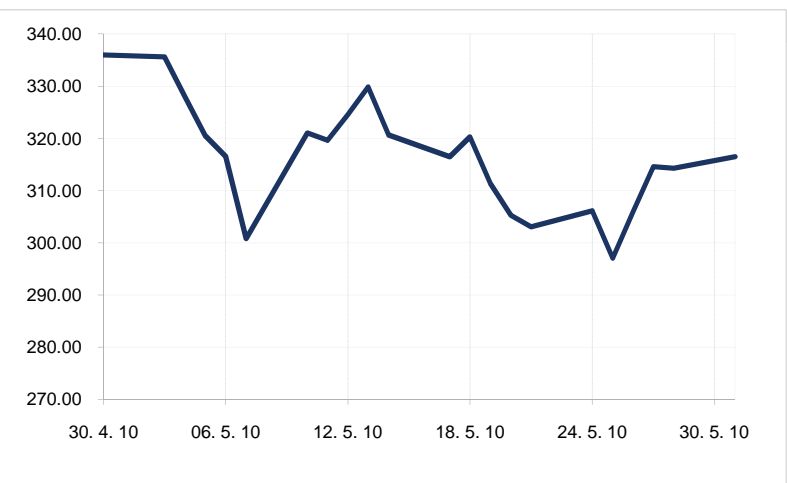
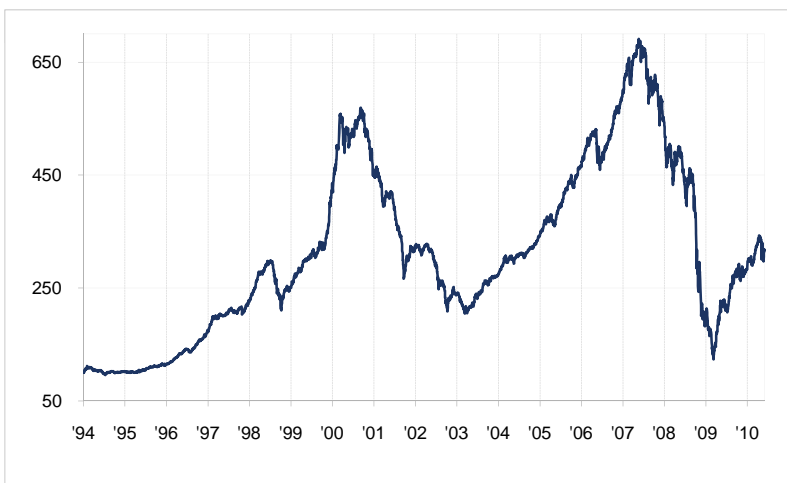
LPX Europe **Reporting Period: 30/4/2010 - 31/5/2010**

The LPX Europe covers all private equity companies listed in Europe which fulfill certain liquidity criteria. The index is characterised by a high degree of diversification across investment styles such as buyout and venture. The index construction methodology is manifested and published in the guide to the LPX equity index series. For detailed information please visit the LPX Group homepage: www.lpx-group.com

Basic Information **Basis: 31/5/2010**

	Total Return Index	Price Index
Name	LPX Europe TR	LPX Europe PI
Reference Date	31.12.1993	31.12.1993
Currency	EUR	EUR
ISIN	CH0026144201	CH0026144235
Bloomberg Ticker	LPXEURTR	LPXEUPI
Datastream Mnemonic	LPXEURE (RI)	LPXEURE (PI)
Reuters Instrument Code	.LPXEUTR	.LPXEUPI
Market Cap (mEUR)	15'660.98	15'538.32
Value at 5/31/2010	316.46	213.61

Performance: LPX Europe TR



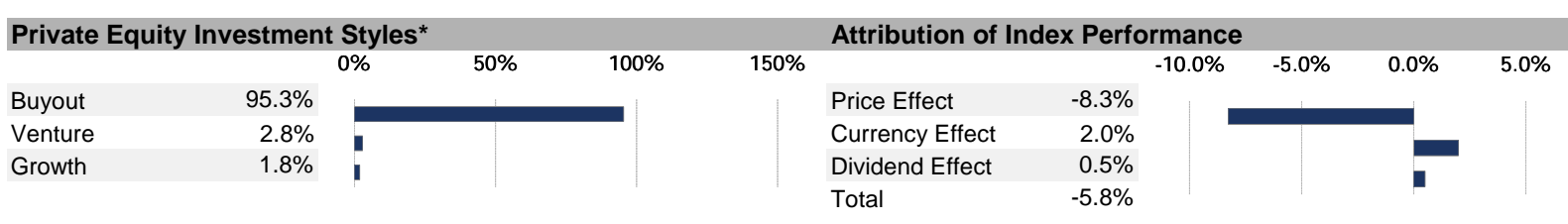
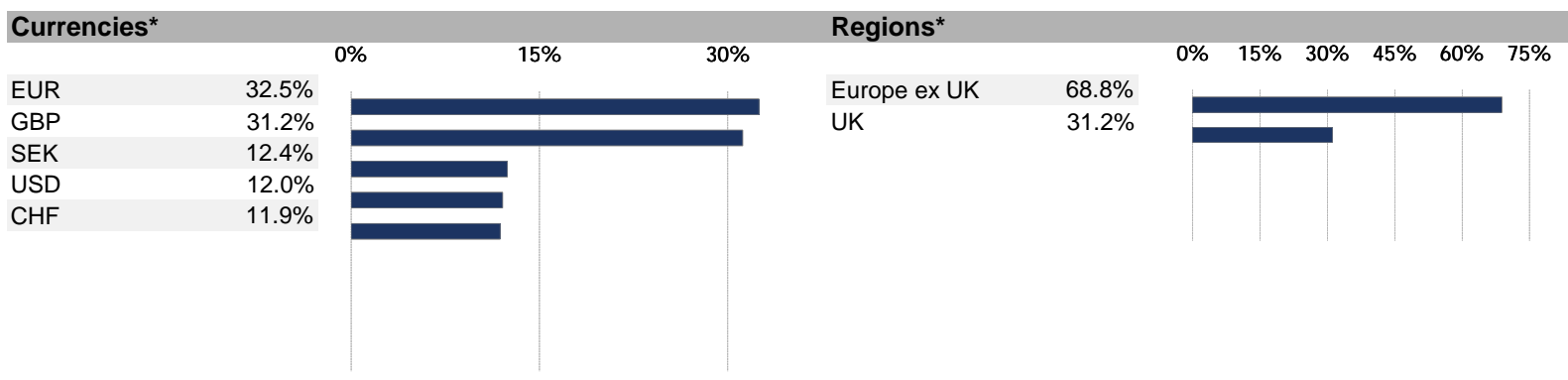
Risk & Return: LPX Europe TR

Reporting period	YTD	3 months	6 months	1 year	3 years	5 years	Return*	Risk**	Sharpe Ratio***	
	-5.81%	10.93%	6.01%	17.11%	44.13%	-53.75%	-17.54%	4.96%	21.73%	0.09

*annualized geometric mean return; basis: 31.12.1993
 **annualized volatility based on monthly log-returns; basis: 31.12.1993
 ***Proxy for the risk free rate is the Euro Overnight Index: EONIA



Characteristics: LPX Europe TR **Basis: 31/5/2010**

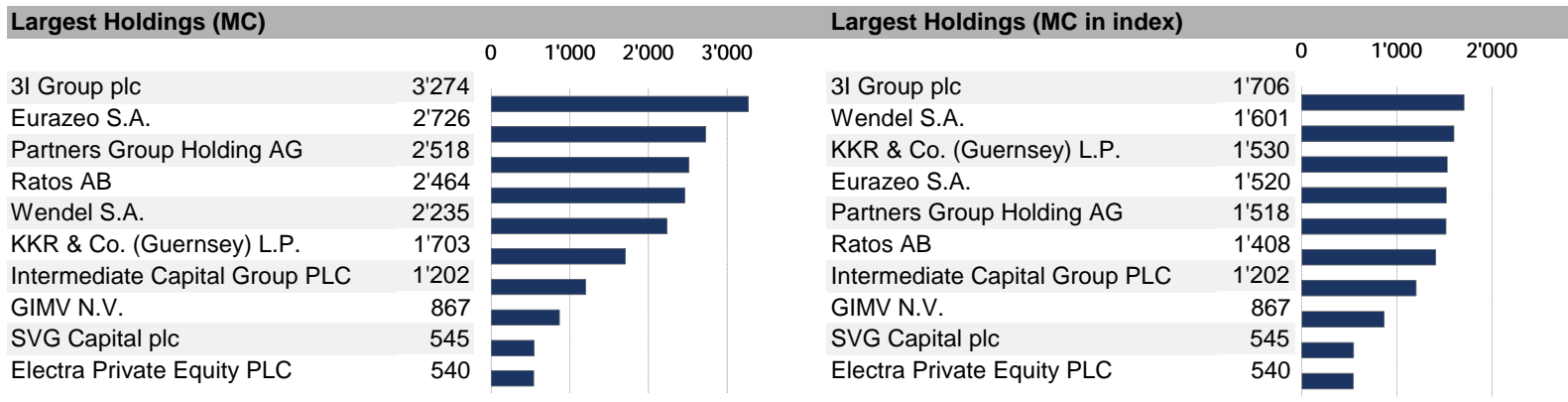


*Index Market Capitalisation in EUR

Top/Flop

<p>Top 5</p> <table border="0"> <tr><td>3I Group plc</td><td>4.63%</td></tr> <tr><td>Bure Equity AB</td><td>-2.51%</td></tr> <tr><td>HgCapital Trust plc</td><td>-4.08%</td></tr> <tr><td>Absolute Private Equity AG</td><td>-4.43%</td></tr> <tr><td>DeA Capital S.p.A.</td><td>-4.88%</td></tr> </table>	3I Group plc	4.63%	Bure Equity AB	-2.51%	HgCapital Trust plc	-4.08%	Absolute Private Equity AG	-4.43%	DeA Capital S.p.A.	-4.88%	<p>Flop 5</p> <table border="0"> <tr><td>IP Group plc</td><td>-16.67%</td></tr> <tr><td>CapMan Plc</td><td>-16.57%</td></tr> <tr><td>KKR & Co. (Guernsey) L.P.</td><td>-16.19%</td></tr> <tr><td>Candover Investments plc</td><td>-14.21%</td></tr> <tr><td>Ratos AB</td><td>-13.16%</td></tr> </table>	IP Group plc	-16.67%	CapMan Plc	-16.57%	KKR & Co. (Guernsey) L.P.	-16.19%	Candover Investments plc	-14.21%	Ratos AB	-13.16%
3I Group plc	4.63%																				
Bure Equity AB	-2.51%																				
HgCapital Trust plc	-4.08%																				
Absolute Private Equity AG	-4.43%																				
DeA Capital S.p.A.	-4.88%																				
IP Group plc	-16.67%																				
CapMan Plc	-16.57%																				
KKR & Co. (Guernsey) L.P.	-16.19%																				
Candover Investments plc	-14.21%																				
Ratos AB	-13.16%																				

The largest companies in the index **Basis: 31/5/2010**



Disclaimer

This document does not constitute an offer to sell or a solicitation of an offer to buy or subscribe for any securities and neither is it intended to be an investment advertisement or sales instrument. The distribution of this document may be restricted by law in certain jurisdictions. Persons into whose possession this document comes must inform themselves about, and observe any such restrictions on the distribution of this document. The information provided is believed to be accurate but has not been audited by any third party. This document may describe past performance, which may not be indicative of future results. No liability is accepted for any actions taken on the basis of the information provided in this document.