



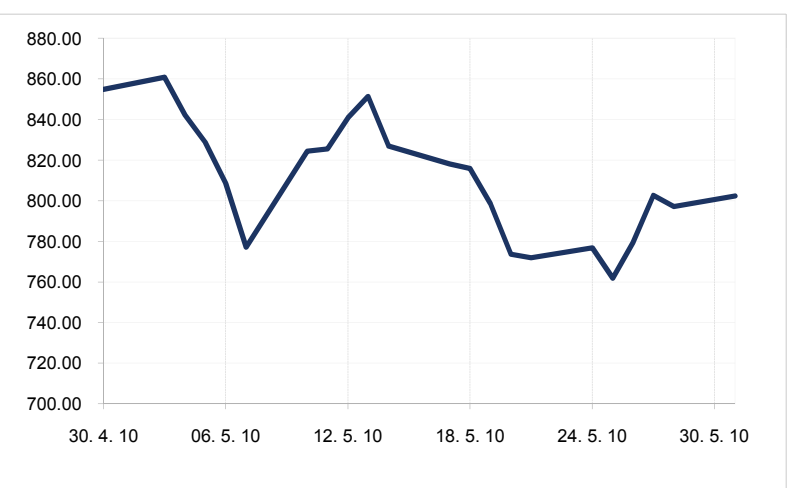
LPX50 **Reporting Period: 30/4/2010 - 31/5/2010**

The LPX50 is a global equity index and covers the 50 largest listed private equity companies which fulfill certain liquidity constraints. The index construction methodology is manifested and published in the Guide to the LPX Equity Indices. The design of the LPX50 ensures that it is investable, tradable and transparent. The index is well diversified across regions, investment- and financing styles, and vintage years. The index construction methodology is manifested and published in the guide to the LPX equity index series. For detailed information please visit the LPX Group homepage: www.lpx-group.com

Basic Information **Basis: 31/5/2010**

	Total Return Index	Price Index
Name	LPX50 TR	LPX50 PI
Reference Date	31.12.1993	31.12.1993
Currency	EUR	EUR
ISIN	CH0022737545	CH0023906305
Bloomberg Ticker	LPX50TR Index	LPX50PI Index
Datastream Mnemonic	LPX50IE (RI)	LPX50IE (PI)
Reuters Instrument Code	.LPX50TR	.LPX50PI
Market Cap (mEUR)	35'347.93	34'823.54
Value at 5/31/2010	802.42	392.83

Performance: LPX50 TR



Risk & Return: LPX50 TR

Reporting period	YTD	3 months	6 months	1 year	3 years	5 years	Return*	Risk**	Sharpe Ratio***	
	-6.14%	15.95%	7.70%	23.37%	50.26%	-53.14%	-25.51%	3.98%	25.27%	0.04

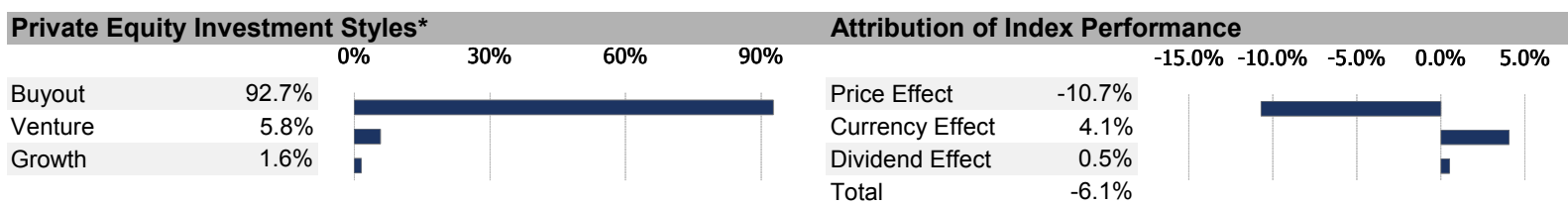
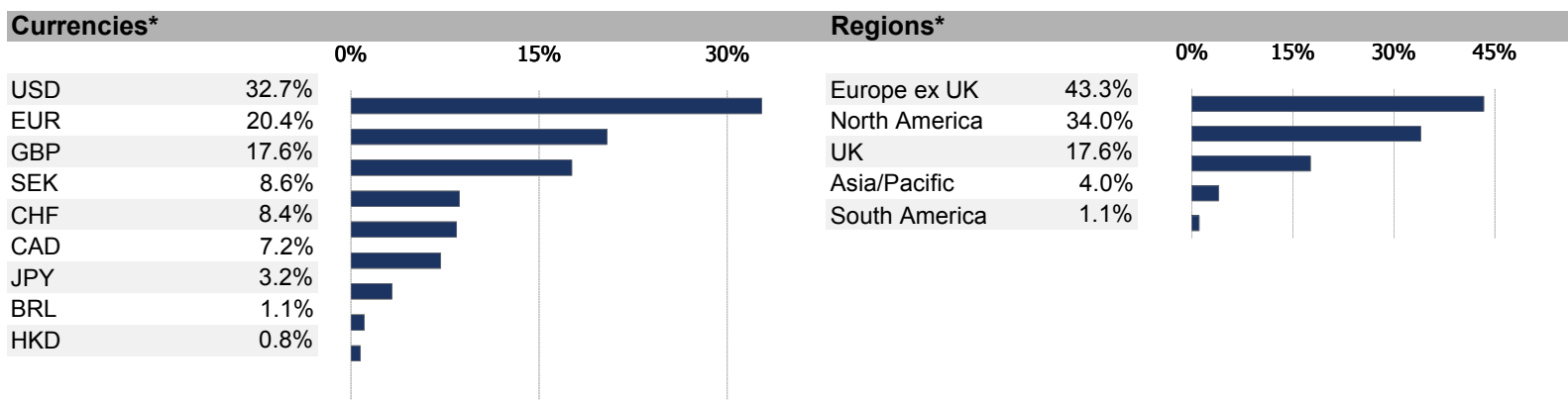
*annualized geometric mean return; basis: 31.12.1993
 **annualized volatility based on monthly log-returns; basis: 31.12.1993
 ***Proxy for the risk free rate is the Euro Overnight Index: EONIA

Financial Products

Name	Issuer	Underlying	ISIN
Perles on LPX50	UBS AG	LPX50 TR	CH0102765572
Lyxor Index Fund Liquid Private Equity	Lyxor	LPX50 TR	LU0263367756



Characteristics: LPX50 TR **Basis: 31/5/2010**

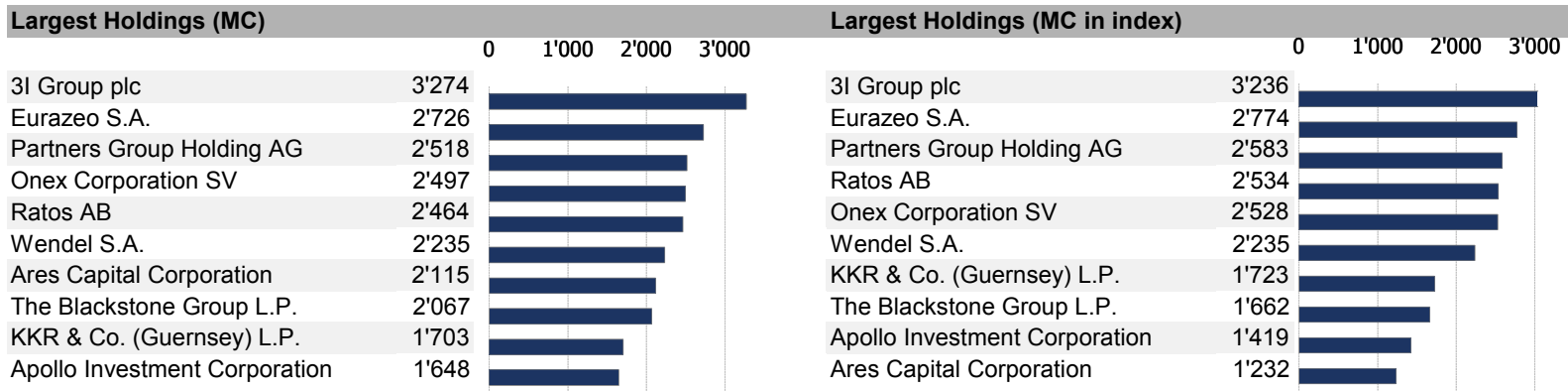


*Index Market Capitalisation in EUR

Top/Flop

Top 5	Flop 5
TICC Capital Corporation 15.59%	Japan Asia Investment Co., Ltd. -30.67%
3I Group plc 4.63%	Marfin Investment Group SA -28.97%
BlackRock Kelso Capital Corporation -0.92%	The Blackstone Group L.P. -23.79%
shaPE Capital AG -2.17%	Hercules Technology Growth Capital, Inc. -18.71%
Bure Equity AB -2.51%	Safeguard Scientifics, Inc. -17.88%

The largest companies in the index **Basis: 31/5/2010**



Disclaimer

This document does not constitute an offer to sell or a solicitation of an offer to buy or subscribe for any securities and neither is it intended to be an investment advertisement or sales instrument. The distribution of this document may be restricted by law in certain jurisdictions. Persons into whose possession this document comes must inform themselves about, and observe any such restrictions on the distribution of this document. The information provided is believed to be accurate but has not been audited by any third party. This document may describe past performance, which may not be indicative of future results. No liability is accepted for any actions taken on the basis of the information provided in this document.